

# Countertop Edge Detail

Standard edge:




**Eased** (*1/8-inch radius*)




**1/4-inch radius**



**3/8-inch radius**



**1/2-inch radius**



**1/4-inch chamfer**


Premium edge:



**Bull nose**



**1/2-inch raman ogee**



**30 degee back bevel**